



The Cleasby ***FBR-6 SERIES*** The Leader in Rooftop Delivery



20 YEARS FBR-SERIES
SINCE 1997
AMERICA'S BEST ROOF CONVEYOR



PATENT # 5,984,077

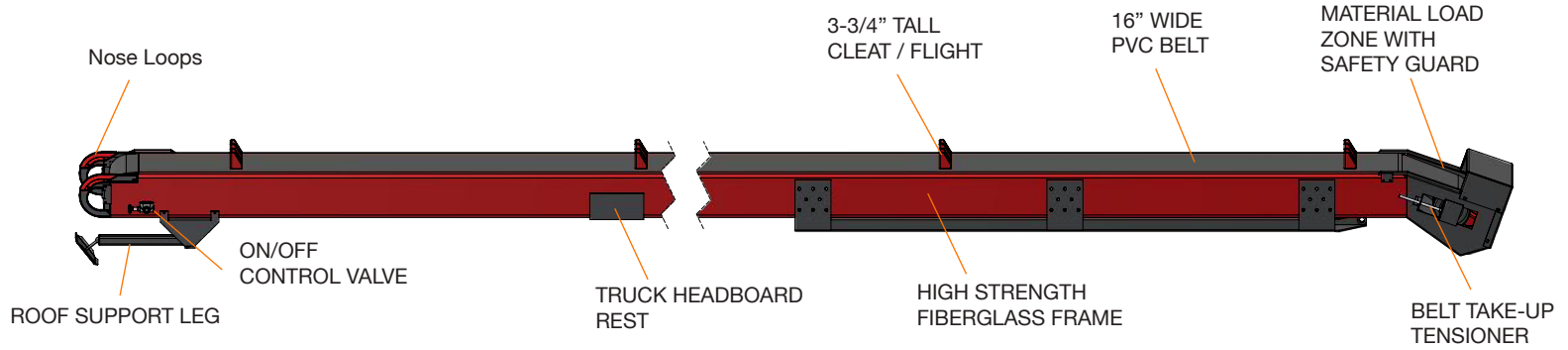
FBR-6 STANDARD LENGTHS

FBR-6-26	26 Feet
FBR-6-31	31 Feet
FBR-6-36	36 Feet
FBR-6-38	38 Feet
FBR-6-40	40 Feet
FBR-6-41	41 Feet

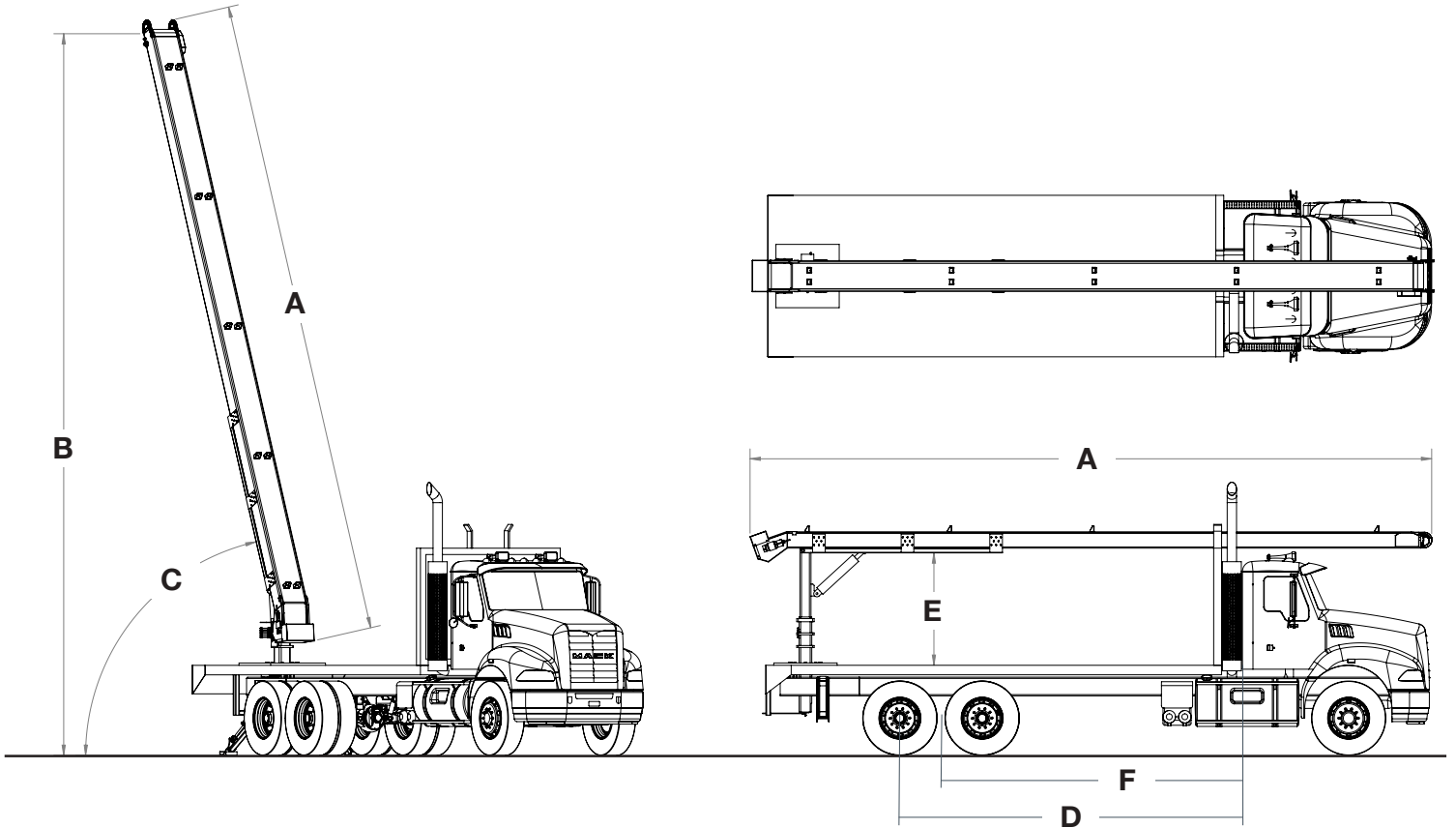
www.cleasby.com
www.cleasbyconveyors.com



FBR-6 CONVEYOR FEATURES



SPECIFICATIONS



D - CAB TO SINGLE AXLE LENGTH
E - CAB TO TRUNION LENGTH

CONVEYOR

MODEL	A Conveyor Length	B MAX. Discharge Height	Conveyor Weight	C MAX Incline Angle	MIN	Recommend	MAX
FBR-6-26	26 ft.	26 ft.	1100 lbs.	70°	120 in. D	138 in. D	144 in. D
FBR-6-31	31 ft.	31 ft.	1200 lbs.	70°	150 in. D	156 in. D	168 in. D
FBR-6-36	36 ft.	36 ft.	1300 lbs	70°	174 in. D	174 in. D	181 in. D
FBR-6-38	38 ft.	38 ft.	1400 lbs.	70°	174 in. F	174 in. F	181 in. F
FBR-6-40	40 ft.	40 ft.	1500 lbs.	70°	181 in. F	198 in. F	205 in. F
FBR-6-41	41 ft.	41 ft.	1550 lbs	70°	181 in. F	198 in. F	205 in. F


America's Best Roofing Conveyor !



RTH HYDRAULIC TURNTABLES

TURNTABLE HYDRAULIC FUNCTIONS

- 1) Post lifts up for load clearance and lowers down to 30" for conveyor loading.
- 2) Conveyor boom inclines up to 70° degrees.
- 3) Forward and reverse operation
- 4) 360 degree continuous hydraulic rotation.



TURNTABLE	MODEL	MIN Loading Height	E MAX. Bed Clearance	POST LIFT HEIGHT	WEIGHT	RECOMMENDED CONVEYOR LENGTHS
	RTH-3000	30 in.	60 in.	5 Ft.	1196 lbs.	26'-36'
	HDRTH-3000	30 in.	60 in.	5 Ft.	1386 lbs.	38'-41'
	RTH-4000	30 in.	72 in.	6 Ft.	1224 lbs	26'-36'
	HDRTH-4000	30 in.	72 in.	6 Ft.	1424 lbs.	38'-41'
	RTH-6000	30 in.	90 in.	7.5 Ft.	1386 lbs.	26'-36'
	HDRTH-6000	30 in.	90 in.	7.5 Ft.	1595 lbs	38'-41'
	NOTE: Heavy Duty (HD) turntables required for conveyors over 36 feet long.					

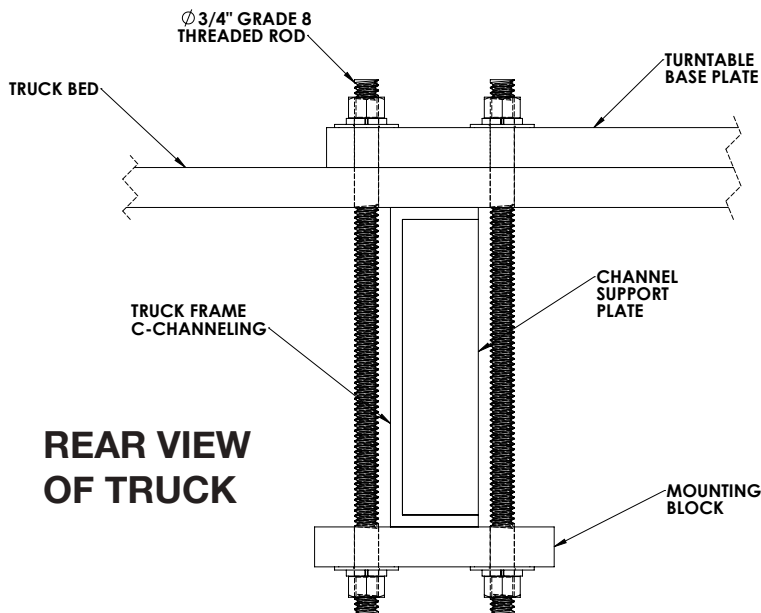


STABILIZERS

The truck stabilizers are hydraulically operated and provide great stability for the truck and turntable.

Stabilizers are recommended for all trucks in order to provide safety and also to extend the life of the conveyor and turntable.

INSTALLATION



TURNTABLE INSTALLATION

The hydraulic turntable is easily installed by cutting a hole in the bed for the post, putting base plate on bed, installing eight case hardened bolts; two in each corner of plate and by tightening corner bolts which secures the turntable to the truck bed and truck frame. Pump and reservoir is included with turntable.



Cleasby Conveyors
Clearfield, UT
Toll Free: 800.453.2446
Fax 801.773.8608
www.CleasbyConveyors.com



Cleasby MFG Co. Inc.
San Francisco, CA
Toll Free: 800.253.2729
Fax 415.822.1843
www.Cleasby.com



Cleasby MFG of Denver
Westminster, CO
Toll Free: 800.525.1399
Fax 303.426.5273
www.Cleasby.com